


LONG LASTING SURFACE PROTECTION

CONDOMINIUMS, APARTMENTS
including
COMMON AREAS & AMENITIES



SPECTRUM Bio-Guard Surface Protection Program
with the AEGIS® Microbe Shield®




Products

A proven process that provides enduring surface protection for up to 1 year.

Spectrum Bio-Guard Surface Protection Program cleans, disinfects and then treats the surfaces that touch our lives with the AEGIS Microbe Shield to provide enduring **protection for up to 1 year**.

Step 1: Cleaning & Disinfection

The first step in the Surface Protection Program is to prepare the surface prior to AEGIS treatment. There are 3 different levels of *clean* that our programs can achieve based on your needs.



Cleaning

Cleaning removes microbes, dirt, and impurities. This process does not kill microbes, but by removing them, it lowers their numbers.


Sanitizing

Sanitizing reduces but does not eliminate the population of microorganisms on treated surfaces.

Disinfecting

Disinfectants kill microbes reducing their populations by 99.9999%.

Step 2: Antimicrobial Treatment



Surface Protection for up to 1 Year

Globally registered, AEGIS is the world's most widely used antimicrobial surface treatment.

AEGIS forms a protective coating that molecularly bonds with products upon application and inhibits the growth of microbes on surfaces.

When applied to surfaces, AEGIS forms a colorless, odorless, positively charged polymer that attracts, then electrocutes, ruptures, and disintegrates a microbe's negatively charged cell membrane.

AEGIS has a history of safe use and durability, ensuring long-lasting antimicrobial efficacy.

 *Effective for up to 1 year*



Our programs are effective on all types of surfaces including glass, fabric, metal, carpeting and plastic.

COMMON AREAS AND AMENITIES

THIS PROGRAM IS RECOMMENDED FOR AREAS WHERE PEOPLE MEET IN GROUPS. CLEANING, DISINFECTION AND AEGIS TREATMENT TYPICALLY INCLUDE THE FOLLOWING:

- | | | |
|------------------|--------------------|-----------------------|
| *GYMS | *COMPUTER HUB | *THEATRE ROOMS |
| *GAMES ROOM | *KITCHENETTE | * POOL, SAUNA AND SPA |
| *LOUNGE | *BOARD ROOM | *LIBRARY |
| *CRAFT ROOM | *CHANGE ROOM | *PARTY ROOM |
| *BUSINESS CENTRE | *SPORTS FACILITIES | *WASHROOMS |

1 High-touch

Recommended Annually*

Our most comprehensive infection control support program. Cleaning, disinfection and AEGIS treatment on all high-touch and high-traffic surfaces located throughout the building including the property management office, security desk and staff rooms.

- Any accessible building door handles, including emergency exit doors
- Intercoms/entryphones (lobby, parking, exterior)
- Security Desk and/or Gate House
- Mailroom/Mail wall
- Elevator buttons and elevator handrail
- Suite door handles, door knockers and doorbells
- Garbage chute handles and tri-sorter buttons
- Parking garage high-touch surfaces
- Stairwells including door handles and handrails
- Accessibility access buttons
- Storage locker door handles
- Garbage and recycling room high-touch areas
- Common washroom touch surfaces including toilet seat, toilet flush, dryer buttons, taps, sinks and handrails
- Surfaces in the property management office, including, but not limited to, chairs, desks, computer keyboards and mice, printer/fax buttons, phones and cell phones
- Additional common area touchpoints that are discovered while onsite including furnishings, light switches and tabletops that are currently open to the public

High-traffic

Recommended Annually*

2

Retreatment of all high-traffic surfaces that are part of the building's main artery. Cleaning, disinfection and AEGIS treatment typically includes the following surfaces:

Front door handles, intercoms/enterphones, security desk and/or gate house, mailroom/mailwall, elevator buttons and elevator handrail, garbage chute handles and tri-sorter buttons.

3

Common Areas and Community Spaces

Recommended Every 1 to 2 Years*

This three-dimensional treatment regimen is recommended for areas where people meet in groups. Cleaning, disinfection and AEGIS treatment typically includes the following:

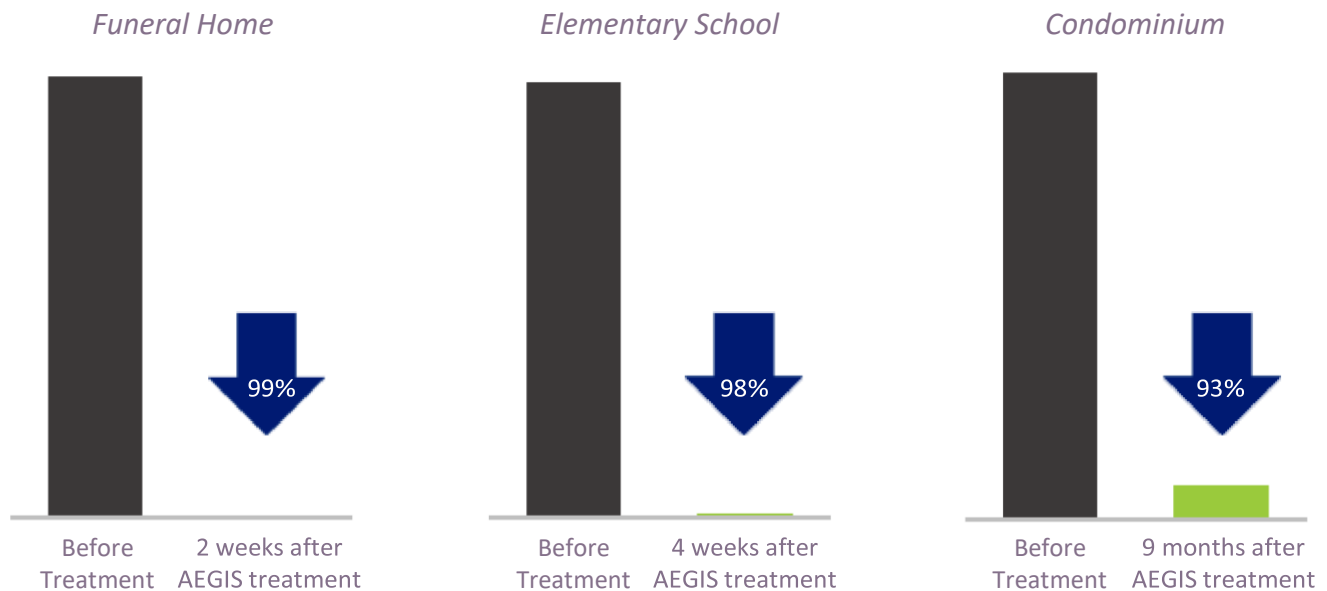
Floors, walls, ceilings, furniture and equipment in common areas and building amenities (such as gyms, pools, lounges, party rooms).

**Depending on your cleaning protocol. Harsh and abrasive cleaners can reduce the life of AEGIS.*



Independent Test Results

Testing was conducted by independent labs, showing the sustained decrease in surface microbial contamination. Additional tests and case studies available upon request.



Approvals & Care



AEGIS is not a disinfectant. AEGIS is registered with health authorities around the world including Health Canada and the US Environmental Protection Agency. Health Canada PCP 15133, US EPA 64881-1



AEGIS and the AEGIS Microbe Shield are trademarks of Microban International.

How to Care for AEGIS

- AEGIS bonds instantly and dries in 3 to 5 minutes on high-touch and high-traffic surfaces, 1 US EPA # 64881-2 2 to 24 hours on treated fabrics such as carpets.
- AEGIS can be weakened or deactivated over time by highly caustic materials (pH 11+).
- Clean AEGIS treated surfaces with soap and water or non-caustic disinfectants.
- AEGIS can be removed by abrasion.

For more information contact: Spectrum Building Services

www.spectrumco.ca

Tel: 416-967-4461

